

Scaled data based on original data using  
LM-79-08 Approved Method: Electrical and Photometric Measurements of Solid-  
State Lighting Products

Test Report Prepared for  
Cooper Lighting Solutions  
(formerly Eaton)

Brand: McGRAW-EDISON

Report Number: P385824

Luminaire Tested: **GWC-SA1B-830-U-SL2-HSS**

Issue Date: 3/3/2020

**Test Information**

Test Method: LM-79-08  
Report Number: P385824  
TEST IS SCALED FROM IESNA LM-79-08 TEST DATA (G2-1903-205-21)  
Test Lab: INNOVATION CENTER  
Issue Date: 3/3/2020  
Manufacturer: COOPER LIGHTING SOLUTIONS (FORMERLY EATON)  
Product Line: MCGRAW-EDISON  
Catalog Number: GWC-SA1B-830-U-SL2-HSS  
Description: GALLEON WALL LUMINAIRE  
(1) 80 CRI, 3000K, 800mA LIGHTSQUARE WITH 16 LEDS AND TYPE II SPILL LIGHT  
ELIMINATOR OPTICS WITH HOUSE SIDE SHIELD  
Light Source: -  
Ballast/Driver: ELECTRONIC DRIVER

**Summary**

Lumens per Lamp: N/A  
Luminaire Lumens: 4017 lumens  
Efficiency: N/A  
Efficacy: 91.3 lumens/watt  
Luminous Opening: Rectangular (W 0.5' x L: 0.5' x H: 0')  
IES Classification: Type III - Medium  
BUG Rating: B1 - U0 - G1

Input Watts (W): 44  
Input Voltage (V): NR  
Input Current (Ain): NR  
Voltage Rise (V): NR  
Power Factor: NR  
Total Harmonic Distortion (THDi): NR  
Frequency (hertz): 60  
Stabilization Time: NR  
Operation Time: NR  
Ambient Temperature (°C): NR  
Test Distance: 24 FT

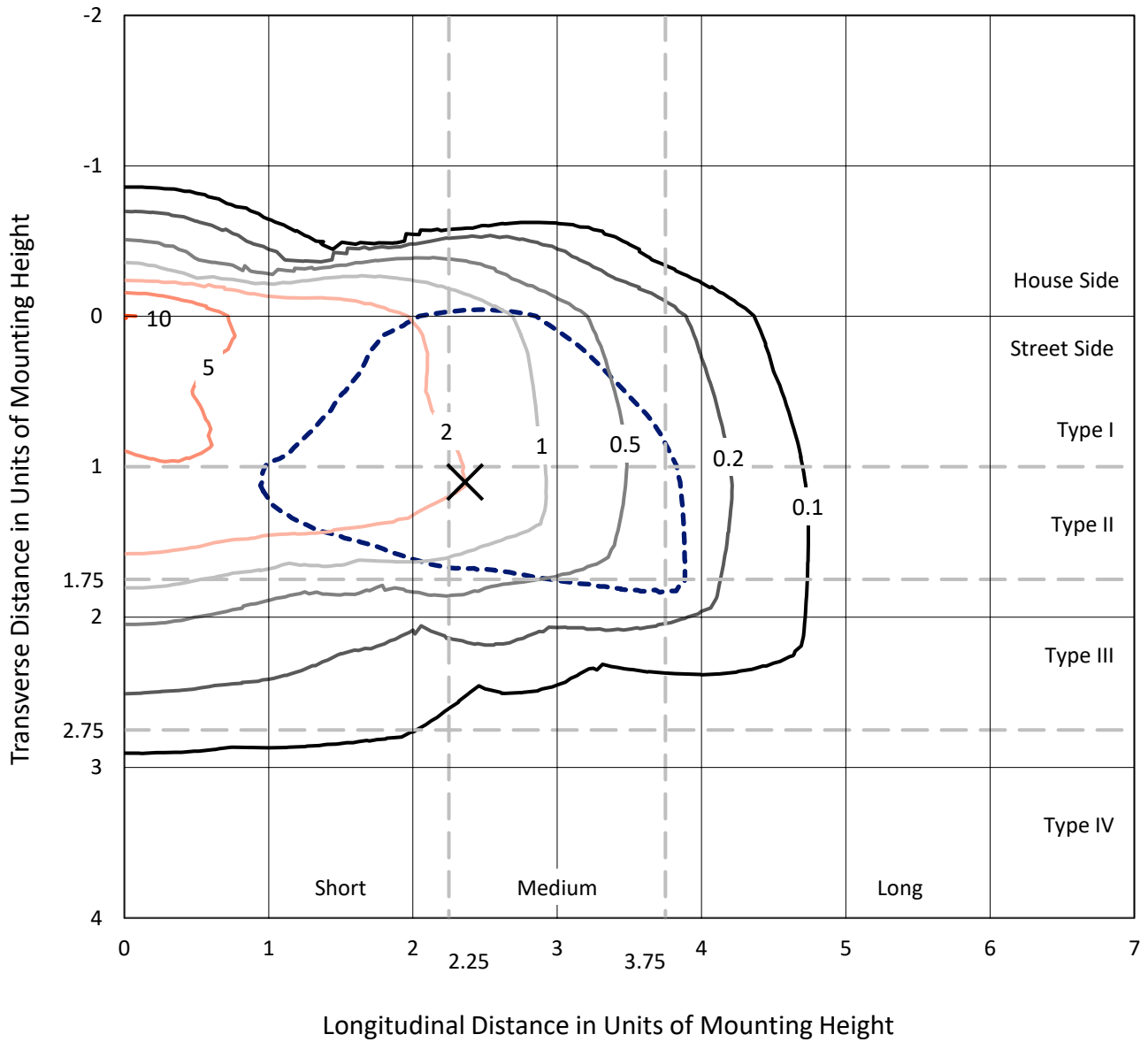


REPORT NUMBER: P385824

CATALOG NUMBER: GWC-SA1B-830-U-SL2-HSS

### Iso-Footcandle Lines of Horizontal Illumination

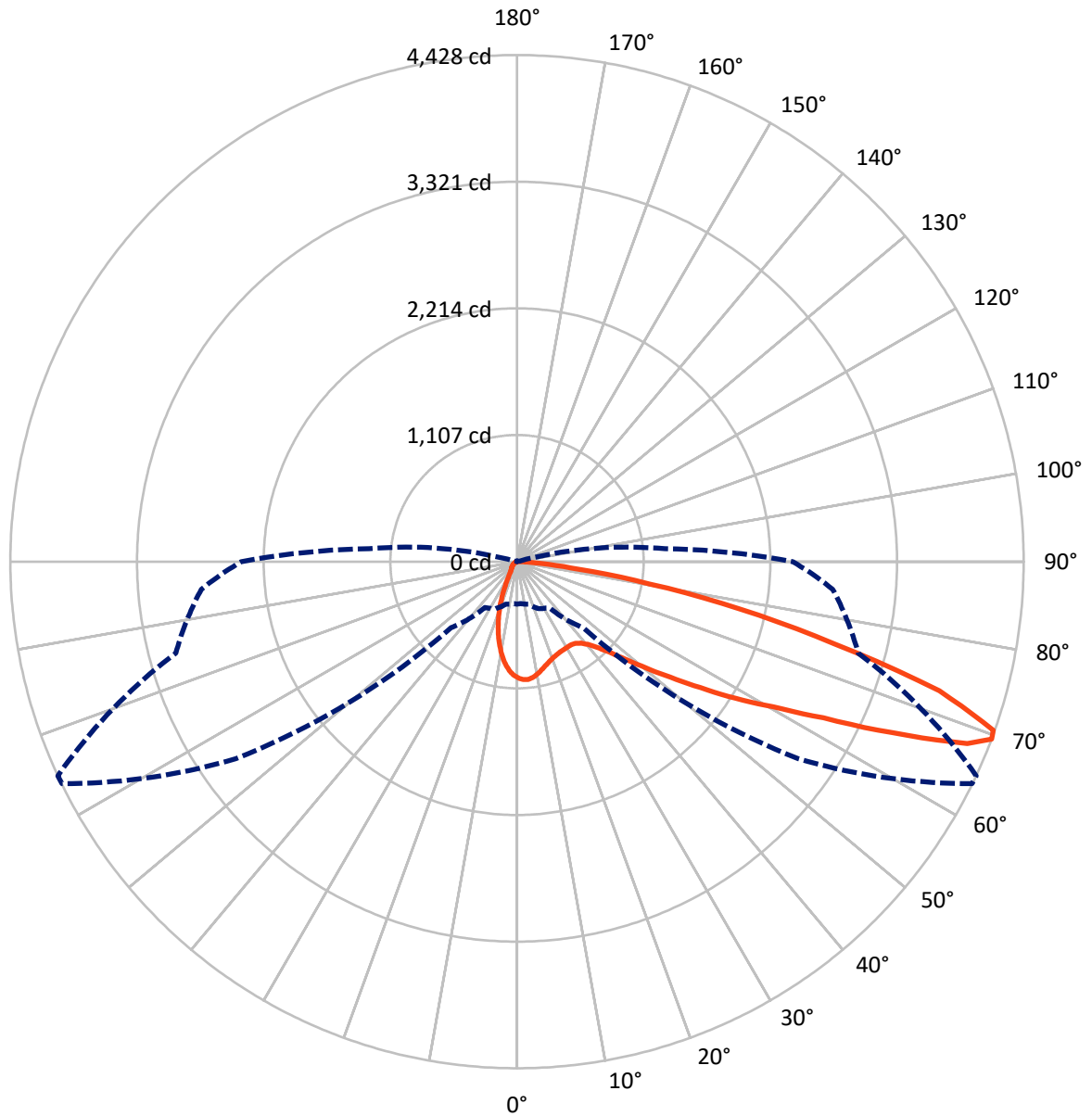
✕ Max cd  
 - - - 1/2 Max cd



Based on 10 foot mounting height. Maximum calculated value = 10.2 fc  
 Type III - Medium - N/A

REPORT NUMBER: P385824  
CATALOG NUMBER: GWC-SA1B-830-U-SL2-HSS

### Luminous Intensity Polar Plot



— Vertical Plane Through 65-Deg Lateral    - - - Horizontal Cone Through 69-Deg Vertical

REPORT NUMBER: P385824

CATALOG NUMBER: GWC-SA1B-830-U-SL2-HSS

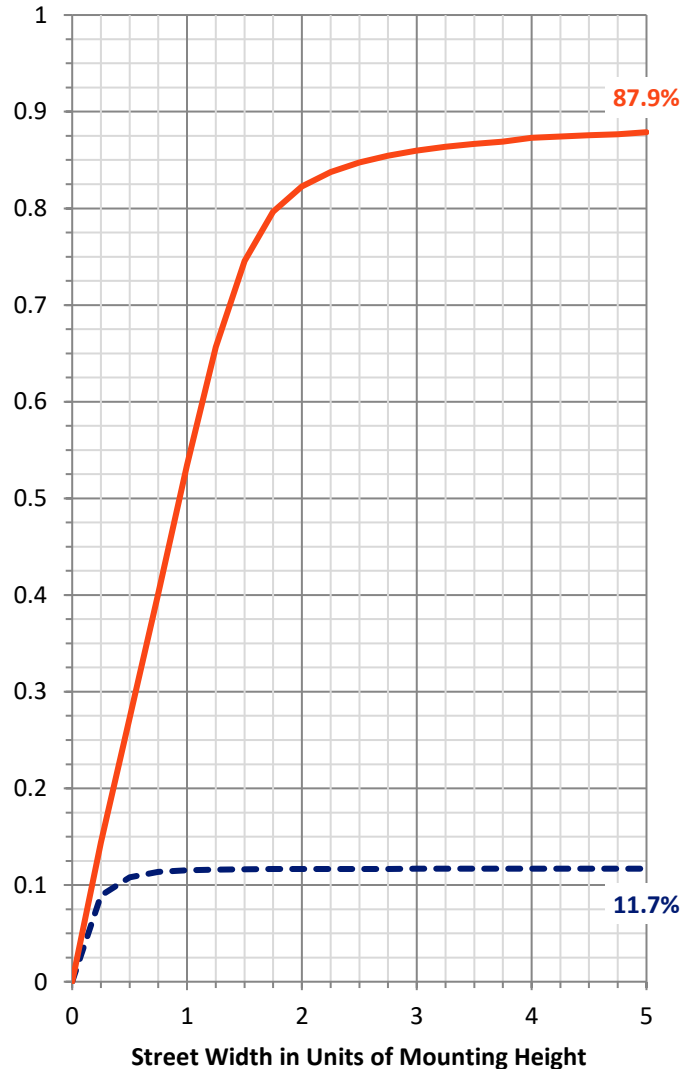
**FLUX DISTRIBUTION:**

		Downward	Upward	Total
<b>House Side</b>	Lumens	473.5	0.0	473.5
	% Fixture	11.8	0.0	11.8
<b>Street Side</b>	Lumens	3543.5	0.0	3543.5
	% Fixture	88.2	0.0	88.2
<b>Total</b>	Lumens	4017.0	0.0	4017.0
	% Fixture	100.0	0.0	100.0

**ZONAL LUMENS:**

Zone	Lumens	% Fixture
0°-10°	84.9	2.1
10°-20°	185.8	4.6
20°-30°	257.4	6.4
30°-40°	358.8	8.9
40°-50°	557.8	13.9
50°-60°	895.4	22.3
60°-70°	1012.9	25.2
70°-80°	594.9	14.8
80°-90°	69.2	1.7
90°-100°	0.0	0.0
100°-110°	0.0	0.0
110°-120°	0.0	0.0
120°-130°	0.0	0.0
130°-140°	0.0	0.0
140°-150°	0.0	0.0
150°-160°	0.0	0.0
160°-170°	0.0	0.0
170°-180°	0.0	0.0
0°-90°	4017.0	100.0
0°-180°	4017.0	100.0

**Coefficient of Utilization**



REPORT NUMBER: P385824

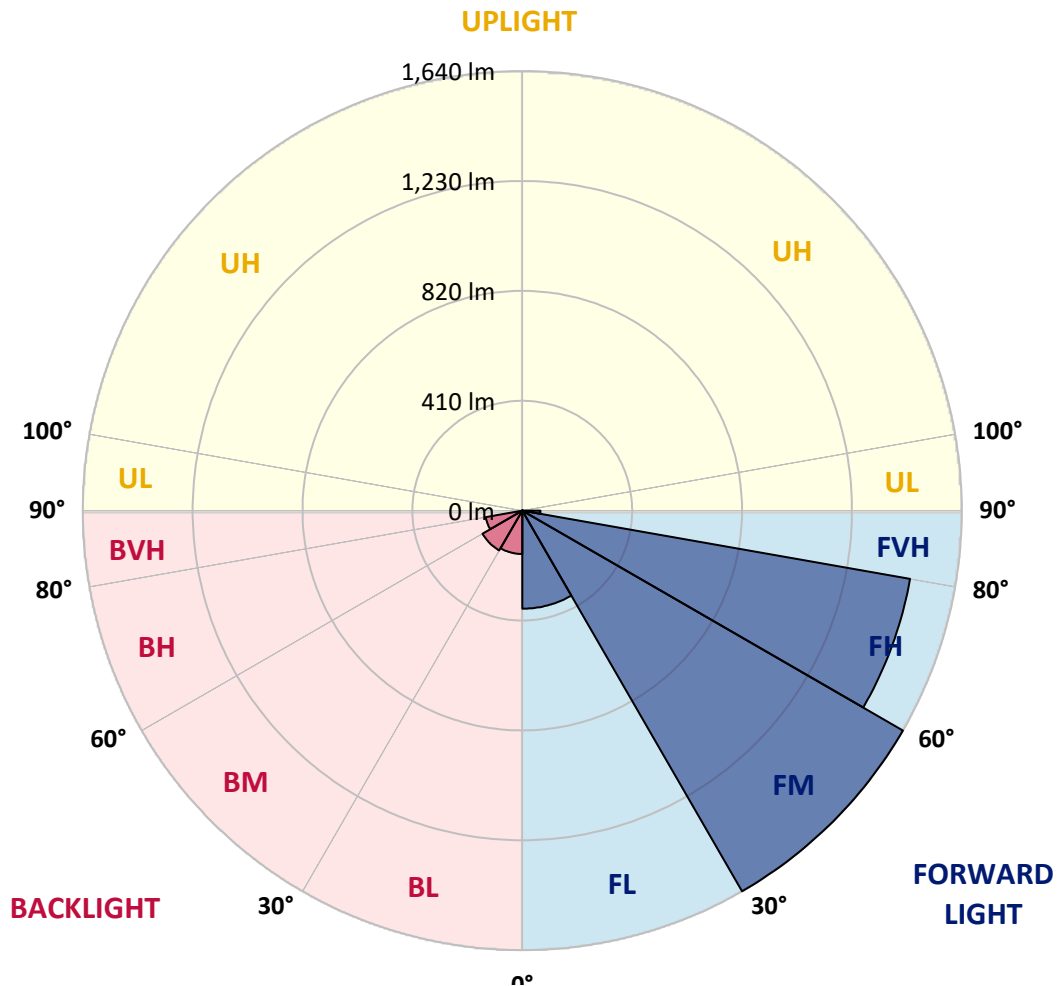
CATALOG NUMBER: GWC-SA1B-830-U-SL2-HSS

**LUMINAIRE CLASSIFICATION SYSTEM LUMEN TABLE AND BUG RATING:**

Zone	Lumens	% Fixture	Zone Rating/Lumen Limit		
			B	U	G
FL (0°-30°)	366.0	9.1			
FM (30°-60°)	1640.4	40.8			
FH (60°-80°)	1469.4	36.6			G1/1800
FVH (80°-90°)	67.6	1.7			G1/100
BL (0°-30°)	162.0	4.0	B1/500		
BM (30°-60°)	171.6	4.3	B0/220		
BH (60°-80°)	138.4	3.4	B1/500		G1/500
BVH (80°-90°)	1.6	0.0			G0/10
UL (90°-100°)	0.0	0.0		U0/0	
UH (100°-180°)	0.0	0.0		U0/0	

**BUG Rating: B1-U0-G1**

Type III Medium





REPORT NUMBER: P385824  
 CATALOG NUMBER: GWC-SA1B-830-U-SL2-HSS

**CANDELA DISTRIBUTION (FULL):**

	0°	5°	15°	25°	35°	45°	55°	64°	65°	75°	85°
0°	1015.1	1015.1	1015.1	1015.1	1015.1	1015.1	1015.1	1015.1	1015.1	1015.1	1015.1
2.5°	1024.1	1021.6	1023.6	1028.0	1030.2	1030.2	1031.9	1029.9	1030.6	1025.6	1018.5
5°	960.0	956.1	961.7	974.1	989.4	1002.5	1021.9	1032.1	1033.1	1033.3	1025.0
7.5°	891.0	887.5	895.8	910.4	930.1	954.4	988.2	1017.8	1019.5	1035.5	1029.4
10°	834.9	832.4	842.1	857.7	880.8	908.0	949.5	990.6	995.6	1030.9	1028.7
12.5°	790.4	788.4	797.5	815.5	839.2	869.3	912.6	960.4	967.0	1020.5	1025.3
15°	757.9	757.6	765.2	782.6	808.8	836.8	881.2	932.3	940.0	1009.3	1024.8
17.5°	740.9	741.4	747.0	761.8	784.3	812.2	854.6	908.7	917.0	999.3	1027.3
20°	739.2	739.7	742.8	751.1	769.3	794.0	833.1	888.8	897.5	991.8	1031.4
22.5°	754.2	753.8	754.7	753.8	764.0	782.7	818.8	873.5	883.5	986.9	1034.7
25°	782.9	782.4	782.1	775.8	769.0	779.0	812.8	864.8	874.4	983.3	1036.5
27.5°	822.9	822.5	822.0	811.6	791.2	785.0	813.5	861.6	869.6	980.4	1036.2
30°	875.4	877.8	877.1	862.6	830.8	803.1	820.6	859.9	866.9	974.8	1032.6
32.5°	937.1	941.8	945.6	930.1	890.3	839.2	837.1	861.8	866.9	970.6	1026.2
35°	1001.2	1007.3	1021.1	1015.6	963.3	893.4	865.5	873.0	877.3	972.9	1023.1
37.5°	1064.2	1071.5	1101.5	1117.3	1058.8	965.1	909.7	900.7	902.9	987.4	1026.5
40°	1137.5	1148.5	1193.9	1219.4	1172.8	1061.2	975.8	948.3	949.2	1019.2	1042.3
42.5°	1233.7	1245.1	1294.2	1334.1	1301.3	1182.5	1065.6	1021.1	1020.2	1078.7	1079.5
45°	1351.0	1362.9	1413.7	1458.1	1443.3	1326.3	1180.5	1127.3	1126.3	1172.5	1150.1
47.5°	1483.9	1495.6	1541.0	1586.7	1602.7	1494.3	1326.8	1272.3	1269.9	1302.9	1259.0
50°	1598.0	1605.6	1647.4	1708.9	1781.0	1700.6	1508.9	1456.4	1453.8	1476.1	1419.0
52.5°	1639.4	1643.8	1686.3	1772.5	1952.4	1980.1	1748.0	1680.4	1678.5	1688.2	1631.9
55°	1555.5	1563.4	1615.6	1743.5	2045.2	2295.9	2049.9	1957.8	1943.7	1922.8	1854.6
57.5°	1326.7	1339.4	1395.5	1565.5	2001.8	2546.4	2493.6	2271.6	2250.8	2123.0	2035.6
60°	994.0	1009.7	1056.2	1239.6	1770.5	2635.7	2978.3	2621.2	2574.5	2282.5	2202.1
62.5°	682.1	689.9	721.6	841.0	1303.9	2489.5	3383.9	3089.5	3004.2	2455.8	2382.1
65°	521.0	523.7	536.6	577.8	776.5	2022.2	3545.2	3707.4	3604.2	2663.2	2568.9
67.5°	419.8	417.6	435.5	494.3	520.0	1233.7	3357.0	4291.9	4243.6	2940.4	2756.9
69°	370.2	367.2	385.3	453.7	488.3	815.5	3001.1	4424.7	4427.7	3086.8	2769.8
70°	333.2	335.2	353.2	429.5	477.6	640.1	2661.2	4390.8	4415.0	3141.5	2692.3
72.5°	222.5	227.9	264.1	356.6	459.3	484.4	1606.8	3767.9	3860.7	3018.3	2309.8
75°	125.4	129.5	172.5	268.9	432.8	461.3	848.7	2775.9	2865.6	2524.0	1781.2
77.5°	61.5	63.7	97.6	173.5	361.9	439.6	481.4	1885.6	1988.1	1647.4	1007.5
80°	26.0	27.2	48.8	107.1	258.7	419.5	357.5	1160.4	1173.2	645.4	268.4
82.5°	10.0	10.4	20.6	66.8	164.4	327.0	299.0	550.2	537.0	121.5	61.2
85°	1.2	1.4	7.5	40.1	91.4	168.3	242.9	237.1	219.4	24.1	31.4
87.5°	0.0	0.0	0.5	12.2	27.2	78.9	126.3	98.4	88.7	7.8	16.3
90°	0.0	0.0	0.0	0.0	0.0	0.0	0.0	0.0	0.0	0.0	0.0



REPORT NUMBER: P385824  
 CATALOG NUMBER: GWC-SA1B-830-U-SL2-HSS

**CANDELA DISTRIBUTION (continued):**

	90°	95°	105°	115°	125°	135°	145°	155°	165°	175°	180°
0°	1015.1	1015.1	1015.1	1015.1	1015.1	1015.1	1015.1	1015.1	1015.1	1015.1	1015.1
2.5°	1012.6	1010.9	1001.7	988.4	975.8	960.2	945.2	936.2	929.1	924.3	929.9
5°	1015.3	1007.8	979.9	944.2	909.2	869.8	833.1	802.0	789.7	776.1	782.2
7.5°	1014.4	1000.3	950.2	886.6	822.3	755.9	693.0	644.6	619.4	594.7	601.0
10°	1010.2	986.4	910.4	816.2	720.0	624.5	535.3	467.4	429.5	395.2	400.1
12.5°	1000.8	967.7	863.5	735.7	607.0	481.0	376.5	289.6	243.1	222.5	225.0
15°	995.2	949.5	813.9	654.1	486.3	335.0	230.1	171.2	149.9	143.1	144.0
17.5°	992.5	932.0	762.5	560.8	362.9	213.3	148.7	131.2	126.6	125.4	125.8
20°	989.8	914.3	709.7	468.5	250.0	143.5	122.2	117.1	115.4	113.9	114.2
22.5°	985.2	897.3	652.9	375.0	168.6	116.4	110.1	105.2	101.6	99.8	100.1
25°	979.6	879.5	594.9	279.3	123.1	103.9	97.9	90.9	86.7	83.3	83.5
27.5°	970.6	857.5	535.1	203.3	103.3	93.0	85.0	77.3	70.2	66.3	66.3
30°	958.0	832.7	468.6	145.5	92.6	82.3	72.6	63.1	55.4	51.8	51.5
32.5°	944.1	806.9	401.5	110.3	84.1	72.2	61.2	51.2	44.4	41.5	41.3
35°	932.2	779.0	334.5	92.5	75.6	62.6	50.5	42.0	36.5	34.2	34.0
37.5°	924.5	751.1	269.2	82.6	68.0	53.5	42.3	34.7	30.8	28.9	28.7
40°	923.3	730.4	209.6	75.1	60.9	45.6	35.4	29.4	25.8	23.8	23.6
42.5°	938.8	718.5	160.8	68.8	53.5	38.6	30.1	25.2	21.4	19.4	19.2
45°	979.4	722.2	123.7	63.2	46.2	32.6	25.5	20.9	17.5	16.0	15.6
47.5°	1053.5	748.1	98.4	57.6	39.3	27.7	21.8	17.3	14.4	12.9	12.7
50°	1185.4	808.8	82.3	51.5	32.8	23.6	18.0	14.1	11.7	10.4	10.2
52.5°	1360.5	916.9	73.4	45.6	27.2	20.1	14.8	11.2	9.2	8.2	8.0
55°	1553.6	1047.7	67.7	39.1	22.3	16.7	11.7	8.8	7.1	6.3	5.9
57.5°	1742.1	1161.1	62.2	32.8	18.5	13.6	9.3	7.0	5.6	4.8	4.6
60°	1915.3	1265.3	55.9	26.3	15.1	10.7	7.3	5.4	4.4	3.6	3.6
62.5°	2100.7	1345.9	47.3	20.6	12.4	8.2	5.9	4.9	3.6	3.1	2.9
65°	2297.2	1405.7	37.1	16.0	9.7	6.1	4.9	5.1	2.9	2.2	2.0
67.5°	2442.4	1393.8	27.4	12.6	7.5	4.8	4.8	5.4	2.5	1.7	1.5
69°	2410.4	1297.1	22.9	10.9	6.5	4.1	4.4	5.4	2.4	1.5	1.4
70°	2317.8	1190.0	20.2	9.7	5.8	3.7	4.2	5.3	2.2	1.5	1.4
72.5°	1930.3	896.3	15.8	7.3	4.6	3.1	3.6	4.6	2.2	1.5	1.2
75°	1451.9	573.7	12.1	5.3	3.4	2.4	2.7	3.4	2.2	1.4	1.2
77.5°	790.1	206.9	8.7	3.6	2.4	1.9	1.9	2.5	2.0	1.0	0.7
80°	203.1	52.0	5.4	2.4	1.9	1.4	1.2	1.7	1.2	0.2	0.0
82.5°	50.1	11.7	2.9	1.7	1.4	0.5	0.5	0.8	0.5	0.0	0.0
85°	27.5	5.8	1.9	1.2	0.7	0.0	0.0	0.2	0.0	0.0	0.0
87.5°	14.1	1.7	0.5	0.3	0.2	0.0	0.0	0.0	0.0	0.0	0.0
90°	0.0	0.0	0.0	0.0	0.0	0.0	0.0	0.0	0.0	0.0	0.0



Signify Classified - Internal  
Cooper Lighting Solutions Photometric Lab  
1121 Highway 74 South  
Peachtree City, GA 30269

Scaled Data Report



Report Generated By 670245982

Signify Classified - Internal  
Cooper Lighting Solutions Photometric Lab  
1121 Highway 74 South  
Peachtree City, GA 30269

Scaled Data Report



Signify Classified - Internal  
Cooper Lighting Solutions Photometric Lab  
1121 Highway 74 South  
Peachtree City, GA 30269

Scaled Data Report



Signify Classified - Internal  
Cooper Lighting Solutions Photometric Lab  
1121 Highway 74 South  
Peachtree City, GA 30269

Scaled Data Report



Signify Classified - Internal  
Cooper Lighting Solutions Photometric Lab  
1121 Highway 74 South  
Peachtree City, GA 30269

Scaled Data Report



--- HS — SS

Signify Classified - Internal  
Cooper Lighting Solutions Photometric Lab  
1121 Highway 74 South  
Peachtree City, GA 30269

Scaled Data Report



u

Signify Classified - Internal  
Cooper Lighting Solutions Photometric Lab  
1121 Highway 74 South  
Peachtree City, GA 30269

Scaled Data Report



Signify Classified - Internal  
Cooper Lighting Solutions Photometric Lab  
1121 Highway 74 South  
Peachtree City, GA 30269

Scaled Data Report



(END OF REPORT)